BlackRock World Technology Fund
A2 U.S. Dollar
BlackRock Global Funds

BlackRock

September 2026

Unless otherwise stated, Performance, Portfolio Breakdowns and Net Asset information as at: 30-Sep-2026.

INVESTMENT OBJECTIVE

The World Technology Fund seeks to maximise total return. The Fund invests globally at least 70% of its total assets in the equity securities of companies whose predominant economic activity is in the technology sector.

CUMULATIVE & ANNUALISED PERFORMANCE

	CUMULATIVE (%)					ANNUALISED (% p.a.)		
	1m	3m	6m	YTD	1y	3y	5y	S.I.
Fund	5.54	-3.32	50.61	36.97	36.79	35.52	13.42	9.14
Share Class [Max IC Applied]	0.26	-8.15	43.08	30.12	29.96	33.23	12.26	8.97
Benchmark 1	4.67	1.94	50.69	43.05	48.87	40.77	22.70	-

CALENDAR YEAR PERFORMANCE (%)

	2021	2022	2023	2024	2025
Fund	8.01	-43.06	49.78	32.50	18.00
Benchmark 1	27.36	-31.07	51.02	27.46	30.16

The figures shown relate to past performance. **Past performance is not a reliable indicator of future performance. Markets could develop very differently in the future. It can help you to assess how the fund has been managed in the past.** Performance is shown on a Net Asset Value (NAV) basis, with gross income reinvested where applicable. The return of your investment may increase or decrease as a result of currency fluctuations if your investment is made in a currency other than that used in the past performance calculation. Source: Blackrock

RATINGS**

★★★★

Morningstar, Inc. All Rights Reserved.

KEY FACTS

Benchmark 1 : MSCI ACWI Information Technology 10/40 Index (Net)

Asset Class : Equity

Fund Inception Date : 03-Mar-1995

Share Class Inception Date : 03-Mar-1995

Share Class Currency : USD

Net Assets (mil) : 21,218.07 USD

Morningstar Category : Sector Equity Technology

SFDR Classification : Article 8

ISIN : LU0056508442

Bloomberg Ticker : MERTEPI

FEES AND CHARGES*

Annual Management Fee : 1.50%

Initial Charge : 5.00%

Ongoing Charge : 1.81%

*For Fee details, please refer to the Fund Prospectus.
For Ongoing Charge details, please refer to the End Disclaimer section.

PORTFOLIO CHARACTERISTICS

Price to Book Ratio : 9.83x

Price to Earnings Ratio : 44.49x

3 Years Beta : 1.16

3 Years Volatility : 28.39%

5 Years Volatility : 28.23

5 Years Beta : 1.07

Since Inception Volatility : 27.16

Number of Holdings : 71

PORTFOLIO MANAGERS

Tony Kim

Reid Menge

BlackRock World Technology Fund
A2 U.S. Dollar
BlackRock Global Funds

BlackRock

GROWTH OF 10,000 SINCE LAUNCH

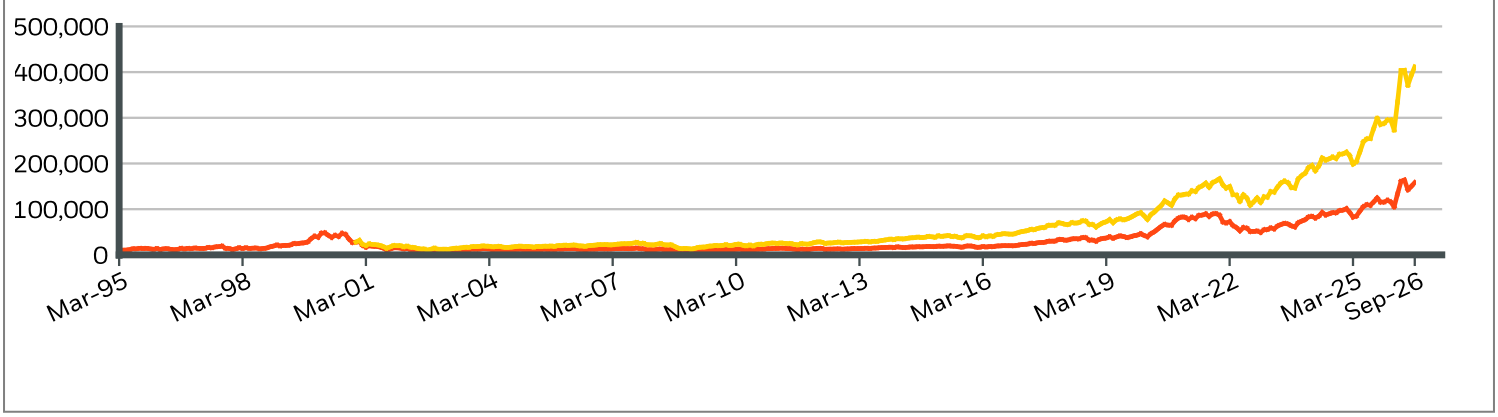

Fund (USD)	BlackRock World Technology Fund A2 U.S. Dollar
Benchmark 1 (USD)	MSCI ACWI Information Technology 10/40 Index (Net)

SUSTAINABILITY CHARACTERISTICS

Sustainability Characteristics provide investors with specific non-traditional metrics. Alongside other metrics and information, these enable investors to evaluate funds on certain environmental, social and governance characteristics. Sustainability Characteristics do not provide an indication of current or future performance nor do they represent the potential risk and reward profile of a fund. They are provided for transparency and for information purposes only. Sustainability Characteristics should not be considered solely or in isolation, but instead are one type of information that investors may wish to consider when assessing a fund.

The metrics are not indicative of how or whether ESG factors will be integrated into a fund. **Unless otherwise stated in fund documentation and included within a fund's investment objective, the metrics do not change a fund's investment objective or constrain the fund's investable universe, and there is no indication that an ESG or Impact focused investment strategy or exclusionary screens will be adopted by a fund.** For more information regarding a fund's investment strategy, please see the fund's prospectus.

MSCI ESG Fund Rating (AAA-CCC)	A	**MSCI ESG % Coverage**	96.15%
MSCI ESG Quality Score (0-10)	6.78	**MSCI ESG Quality Score - Peer Percentile**	61.29%
Fund Lipper Global Classification	Equity Sector Information Technology	**Funds in Peer Group**	1,400
MSCI Weighted Average Carbon Intensity (Tons CO2E/$M SALES)	37.92	**MSCI Weighted Average Carbon Intensity % Coverage**	95.82%

All data is from MSCI ESG Fund Ratings as of **17-Jul-2026**, based on holdings as of **31-Mar-2026**. As such, the fund's sustainable characteristics may differ from MSCI ESG Fund Ratings from time to time.

To be included in MSCI ESG Fund Ratings, 65% (or 50% for bond funds and money market funds) of the fund's gross weight must come from securities with ESG coverage by MSCI ESG Research (certain cash positions and other asset types deemed not relevant for ESG analysis by MSCI are removed prior to calculating a fund's gross weight; the absolute values of short positions are included but treated as uncovered), the fund's holdings date must be less than one year old, and the fund must have at least ten securities.

Contact Us
For SG: +65 6411 3000 • www.blackrock.com/sg • APACService@BlackRock.com

BlackRock World Technology Fund
A2 U.S. Dollar
BlackRock Global Funds

BlackRock

Top 10 Holdings

NVIDIA	8.62%
MICROSOFT	6.57%
BROADCOM INC	5.76%
APPLE	5.02%
ADVANCED MICRO DEVICES	4.84%
SAMSUNG ELECTRONICS LTD	4.72%
TAIWAN SEMICONDUCTOR MANUFACTURING	4.55%
LAM RESEARCH	4.20%
INTEL CORPORATION	3.42%
SPACE EXPLORATION TECHNOLOGIES COR	2.77%
Total of Portfolio	**50.47%**

SECTOR BREAKDOWN (%)

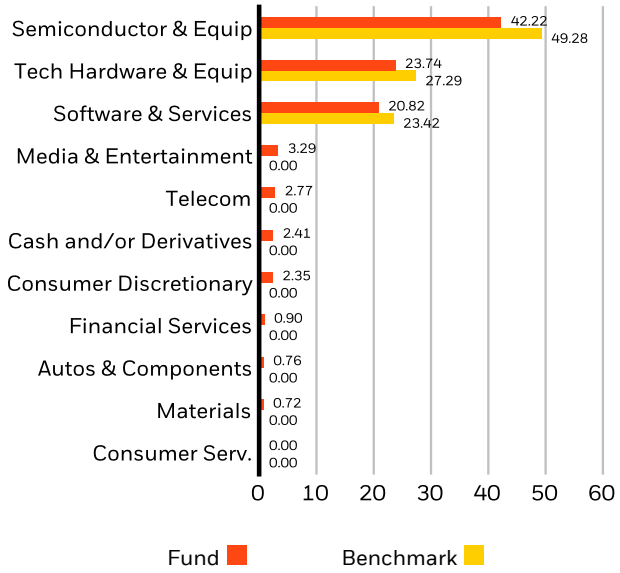

Negative weightings may result from specific circumstances (including timing differences between trade and settle dates of securities purchased by the funds) and/or the use of certain financial instruments, including derivatives, which may be used to gain or reduce market exposure and/or risk management. Allocations are subject to change. Due to rounding, the total may not be equal to 100%

GEOGRAPHIC BREAKDOWN (%)

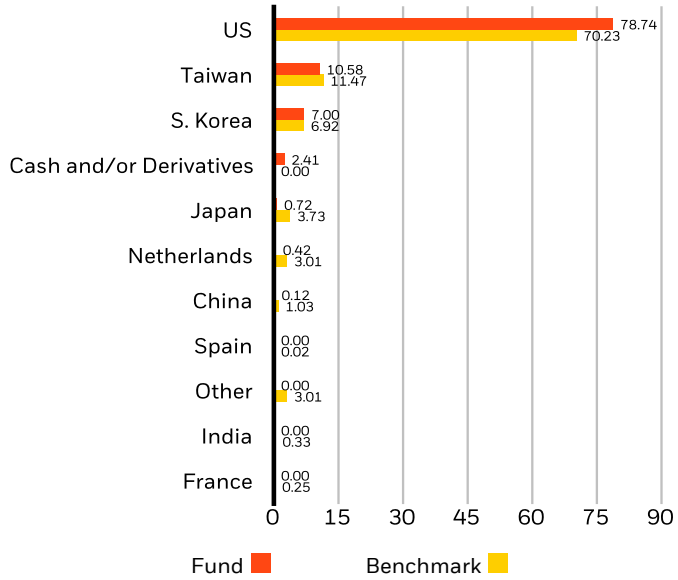

Allocations are subject to change. **Source:** BlackRock

MARKET CAPITALISATION (%)

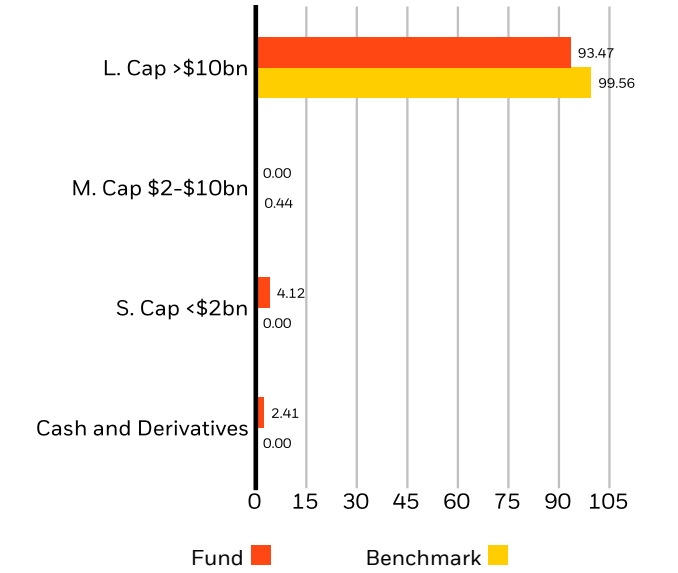

Allocations are subject to change. **Source:** BlackRock

Contact Us
For SG: +65 6411 3000 • www.blackrock.com/sg • APACService@BlackRock.com

BlackRock World Technology Fund
A2 U.S. Dollar
BlackRock Global Funds

BlackRock

MSCI ESG Fund Rating (AAA-CCC): The MSCI ESG Rating is calculated as a direct mapping of ESG Quality Scores to letter rating categories (e.g. AAA = 8.6-10). The ESG Ratings range from leader (AAA, AA), average (A, BBB, BB) to laggard (B, CCC).

MSCI ESG Quality Score (0-10): The MSCI ESG Quality Score (0 - 10) for funds is calculated using the weighted average of the ESG scores of fund holdings. The Score also considers ESG Rating trend of holdings and the fund exposure to holdings in the laggard category. MSCI rates underlying holdings according to their exposure to industry specific ESG risks and their ability to manage those risks relative to peers.

Fund Lipper Global Classification: The fund peer group as defined by the Lipper Global Classification.

MSCI Weighted Average Carbon Intensity (Tons CO2E/$M SALES): Measures a fund's exposure to carbon intensive companies. This figure represents the estimated greenhouse gas emissions per $1 million in sales across the fund's holdings. This allows for comparisons between funds of different sizes.

MSCI ESG % Coverage: Percentage of the fund's holdings for which the MSCI ESG ratings data is available. The MSCI ESG Fund Rating, MSCI ESG Quality Score, and MSCI ESG Quality Score - Peer Percentile metrics are displayed for funds with at least 65% coverage.

MSCI ESG Quality Score - Peer Percentile: The fund's ESG Percentile compared to its Lipper peer group.

Funds in Peer Group: The number of funds from the relevant Lipper Global Classification peer group that are also in ESG coverage.

MSCI Weighted Average Carbon Intensity % Coverage: Percentage of the fund's holdings for which MSCI Carbon Intensity data is available. The MSCI Weighted Average Carbon Intensity metric is displayed for funds with any coverage. Funds with low coverage may not fully represent the fund's carbon characteristics given the lack of coverage.

IMPORTANT INFORMATION:

** The Morningstar Medalist RatingTM is the summary expression of Morningstar's forward-looking analysis of investment strategies using a rating scale of Gold, Silver, Bronze, Neutral, and Negative. The ratings indicate which investments Morningstar believes are likely to outperform a relevant index or peer group average on a risk-adjusted basis over time. Analysts assign three pillar ratings (People, Parent and Process) based on their qualitative assessment, subject to the oversight of the Analyst Rating Committee, and monitor and reevaluate them at least every 14 months. For more detailed information about these ratings and methodology, please go to global.morningstar.com/managerdisclosures. The ratings are not statements of fact, nor credit or risk ratings. The rating (i) should not be used as the sole basis in evaluating an investment product, (ii) involves unknown risks which may cause expectations not to occur or to differ from what was expected, (iii) are not guaranteed to be based on complete or accurate assumptions, (iv) involve the risk that the return target will not be met due to unforeseen changes in management, technology, economic development, interest rate development, operating and/or material costs, competitive pressure, supervisory law, exchange and tax rates, and/or changes in political and social conditions, and (v) should not be considered an offer or solicitation to buy or sell the investment product.

Unless otherwise specified, all information as of 12-Oct-2026.

This advertisement or publication has not been reviewed by the Monetary Authority of Singapore. For distributing share classes, dividends are not guaranteed and may be paid out of capital. Dividend data may not be available on the issue date of this factsheet. Details on distribution may be available on request. Payments on dividends result in a reduction of the NAV per share of the Fund on the ex-dividend date. Actual dividend payout will be subject to the manager's discretion. Fund performance is shown on a NAV to NAV basis on the assumption that all distributions are reinvested, taking into account all charges which would have been payable upon such reinvestment. The Fund may use or invest in financial derivatives. The fund may have exposure to Additional Tier 1 ("AT1") and Tier 2 capital instruments. Such instruments carry specific risks, including the risk of loss of principal. Investors are advised to carefully review the risk disclosures relating to contingent convertible bonds as set out in the fund's prospectus. In Singapore, this material is issued by BlackRock (Singapore) Limited (company registration number: 200010143N). This material is for informational purposes only and does not constitute an offer or solicitation to purchase or sell units in the Fund. Sources: BlackRock and Morningstar. Investment involves risk. Past performance is not necessarily a guide to future performance or returns. The value of investments and the income from them can fluctuate and is not guaranteed. Rates of exchange may cause the value of investments to go up or down. Investors may not get back the amount they invest. Individual stock price/figure does not represent the return of the Fund. BlackRock Global Funds (BGF) is an open-ended investment company established in Luxembourg which is available for sale in certain jurisdictions only. BGF is not available for sale in the U.S. or to U.S. persons. Product information concerning BGF should not be published in the U.S. BGF has appointed BlackRock (Singapore) Limited as its Singapore representative and agent for service of process.

Subscriptions in BGF are valid only if made on the basis of the current Prospectus and the Product Highlights Sheet available on our website www.blackrock.com/sg and you must read these documents before you invest. Investors may wish to seek advice from a financial adviser before purchasing units of the Fund. In the event that you choose not to seek advice from a financial adviser, you should consider carefully whether the Fund in question is suitable for you. Any past payout yields and payments are not indicative of future payout yields and payments. Distributions (if any) is not guaranteed and might be changed at the discretion of the Directors or Manager. Distribution may be declared out of income and/or capital of the Fund, in accordance with the prospectus. Such distributions may result in an immediate reduction of the net asset value per unit in the Fund. Some funds may generate a material portion of their payout income from financial derivatives. This may expose the funds to a higher degree of risk. These risks are described in the funds' prospectuses.

Ongoing Charges Figure (OCF) - this is a measure of the total costs associated with managing and operating an investment fund. These costs consist primarily of management fees and other expenses such as trustee, custody, registration and other operating expenses. The total cost for the fund is divided by the fund's total assets and expressed as a percentage, which represents the OCF.

Contact Us

For SG: +65 6411 3000 • www.blackrock.com/sg • APACService@BlackRock.com

IMPORTANT INFORMATION:

The OCF displayed on this website is generally calculated based on the expenses for the 12 month period ended 31 December of the preceding calendar year and is typically updated annually. During the annual update process, the OCF displayed on this website may not yet reflect the most recently completed calendar year. Accordingly, the OCF displayed on this website may differ from the figure disclosed (if any) in the relevant local offering documents due to differences in reporting periods and the timing of updates.

© 2026 BlackRock, Inc. All Rights reserved. BLACKROCK, BLACKROCK SOLUTIONS, and iSHARES are trademarks of BlackRock, Inc. or its affiliates All other trademarks are those of their respective owners

SUSTAINABILITY CHARACTERISTICS DISCLOSURE:

Certain information contained herein (the "Information") has been provided by MSCI ESG Research LLC, a RIA under the Investment Advisers Act of 1940, and may include data from its affiliates (including MSCI Inc. and its subsidiaries ("MSCI")), or third party suppliers (each an "Information Provider"), and it may not be reproduced or redisseminated in whole or in part without prior written permission. The Information has not been submitted to, nor received approval from, the US SEC or any other regulatory body. The Information may not be used to create any derivative works, or in connection with, nor does it constitute, an offer to buy or sell, or a promotion or recommendation of, any security, financial instrument or product or trading strategy, nor should it be taken as an indication or guarantee of any future performance, analysis, forecast or prediction. Some funds may be based on or linked to MSCI indexes, and MSCI may be compensated based on the fund's assets under management or other measures. MSCI has established an information barrier between equity index research and certain Information. None of the Information in and of itself can be used to determine which securities to buy or sell or when to buy or sell them. The Information is provided "as is" and the user of the Information assumes the entire risk of any use it may make or permit to be made of the Information. Neither MSCI ESG Research nor any Information Party makes any representations or express or implied warranties (which are expressly disclaimed), nor shall they incur liability for any errors or omissions in the Information, or for any damages related thereto. The foregoing shall not exclude or limit any liability that may not by applicable law be excluded or limited.

Contact Us

For SG: +65 6411 3000 • www.blackrock.com/sg • APACService@BlackRock.com