

# BlackRock Global Allocation Fund

## A2 U.S. Dollar

### BlackRock Global Funds

BlackRock®

April 2026

Unless otherwise stated, Performance, Portfolio Breakdowns and Net Asset information as at: 30-Apr-2026.

#### INVESTMENT OBJECTIVE

The Global Allocation Fund seeks to maximise total return. The Fund invests globally in equity, debt and short term securities, of both corporate and governmental issuers, with no prescribed limits. In normal market conditions the Fund will invest at least 70% of its total assets in the securities of corporate and governmental issuers. The Fund generally will seek to invest in securities that are, in the opinion of the Investment Adviser, undervalued. The Fund may also invest in the equity securities of small and emerging growth companies. The Fund may also invest a portion of its debt portfolio in high yield fixed income transferable securities. Currency exposure is flexibly managed.

#### CUMULATIVE & ANNUALISED PERFORMANCE

|                                     | CUMULATIVE (%) |       |       |       |       | ANNUALISED (% p.a.) |      |      |
|-------------------------------------|----------------|-------|-------|-------|-------|---------------------|------|------|
|                                     | 1m             | 3m    | 6m    | YTD   | 1y    | 3y                  | 5y   | S.I. |
| <b>Fund</b>                         | 6.48           | -0.22 | 3.71  | 2.35  | 20.10 | 12.13               | 4.37 | 6.80 |
| <b>Share Class [Max IC Applied]</b> | 1.16           | -5.21 | -1.47 | -2.77 | 14.10 | 10.23               | 3.31 | 6.62 |
| <b>Benchmark</b>                    | 6.62           | 2.63  | 6.48  | 5.11  | 20.50 | 13.41               | 6.77 | 6.92 |

#### CALENDAR YEAR PERFORMANCE (%)

|                  | 2021  | 2022   | 2023  | 2024 | 2025  |
|------------------|-------|--------|-------|------|-------|
| <b>Fund</b>      | 6.27  | -16.33 | 12.52 | 8.82 | 17.40 |
| <b>Benchmark</b> | 10.13 | -15.59 | 15.69 | 9.09 | 17.78 |

The base share class currency is as indicated in the "Key Facts" section. For hedged currency share classes only, the benchmark reflected is in the base currency.

#### RATINGS\*\*



Morningstar, Inc. All Rights Reserved.

#### KEY FACTS

**Asset Class :** Multi Asset

**Benchmark<sup>1</sup> :** Reference Benchmark

**Fund Inception Date :** 03-Jan-1997

**Share Class Inception Date :** 03-Jan-1997

**Share Class Currency :** USD

**Net Assets (mil) :** 18,136.88 USD

**Morningstar Category :** USD Moderate Allocation

**ISIN :** LU0072462426

**Bloomberg Ticker :** MERGAAL

**Analyst-Driven %<sup>i</sup> :** 100.00%

**Data Coverage %<sup>ii</sup> :** 100.00%

#### FEES AND CHARGES\*

**Annual Management Fee :** 1.50%

**Initial Charge :** 5.00%

\*For Fee details, please refer to the Fund Prospectus.

#### PORTFOLIO MANAGERS

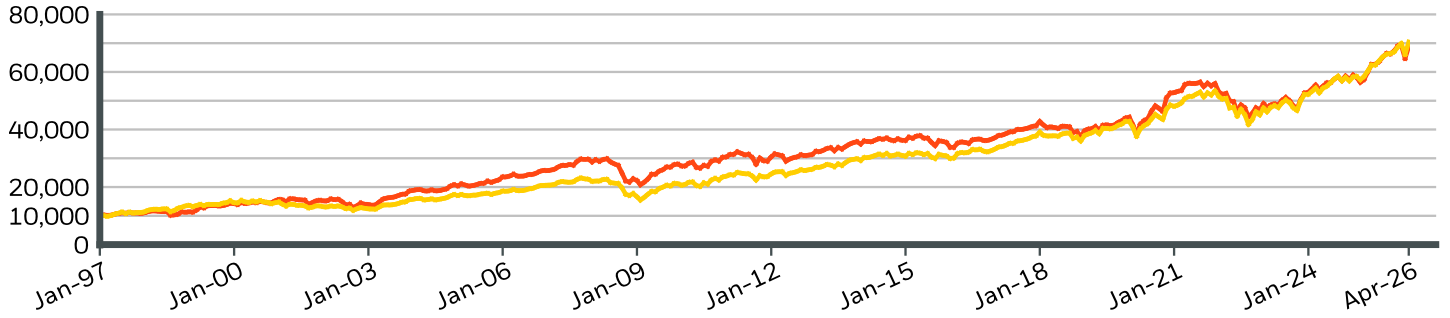
Rick Rieder

Russ Koesterich

**BlackRock Global Allocation Fund**  
**A2 U.S. Dollar**  
**BlackRock Global Funds**



**GROWTH OF 10,000 SINCE LAUNCH**



■ Fund BlackRock Global Allocation FundA2 U.S. Dollar  
■ Benchmark<sup>1</sup> Reference Benchmark

**Contact Us**

For SG: +65 6411 3000 • [www.blackrock.com/sg](http://www.blackrock.com/sg) • [APACService@BlackRock.com](mailto:APACService@BlackRock.com)

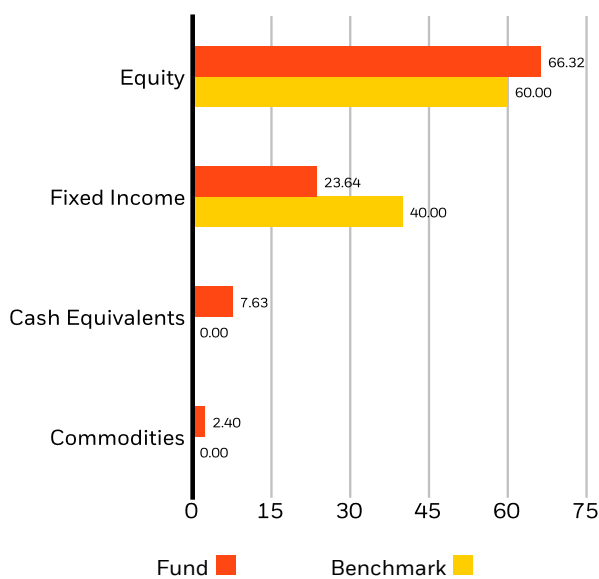
**TOP EQUITY HOLDINGS (%)**

|                                    |               |
|------------------------------------|---------------|
| ALPHABET INC CLASS C               | 2.78%         |
| NVIDIA CORP                        | 2.64%         |
| APPLE INC                          | 2.10%         |
| AMAZON.COM INC                     | 1.72%         |
| TAIWAN SEMICONDUCTOR MANUFACTURING | 1.66%         |
| BROADCOM INC                       | 1.47%         |
| MICROSOFT CORP                     | 1.37%         |
| META PLATFORMS INC CLASS A         | 1.01%         |
| ASML HOLDING NV                    | 1.00%         |
| ELI LILLY                          | 0.91%         |
| <b>Total of Portfolio</b>          | <b>16.66%</b> |

**PORTFOLIO CHARACTERISTICS**

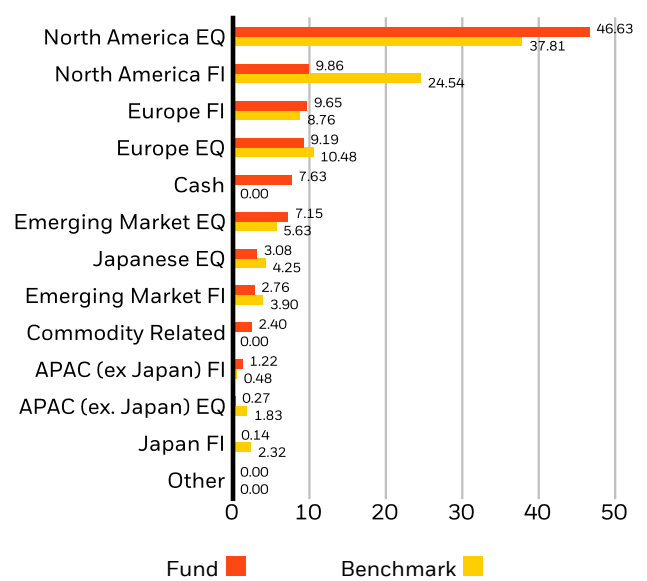
**Equity Price/Earnings (FY1) :** 19.18x  
**Effective Duration :** 1.48 yrs  
**Fixed Income Effective Duration :** 6.22 yrs  
**Fixed Income + Cash Effective Duration :** 3.92 yrs  
**Weighted Average Market Capitalization (M) :** 911,049 USD  
**Since Inception Volatility :** 10.48  
**Number of Issuers :** 1,528

**ASSET ALLOCATION (%)**



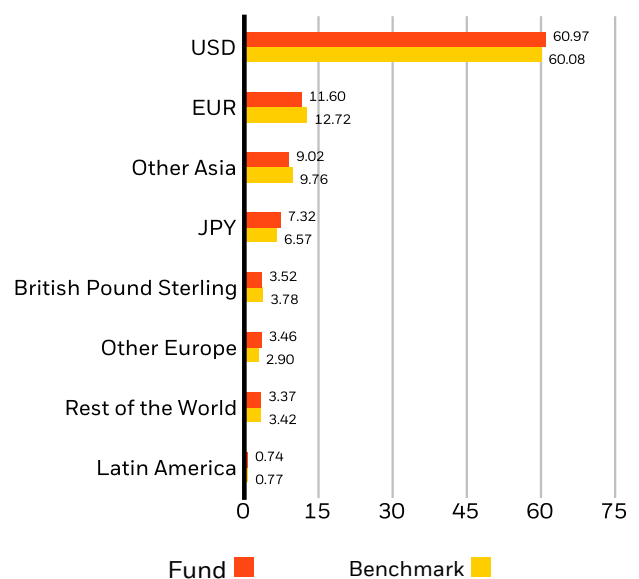
Negative weightings may result from specific circumstances (including timing differences between trade and settle dates of securities purchased by the funds) and/or the use of certain financial instruments, including derivatives, which may be used to gain or reduce market exposure and/or risk management. Allocations are subject to change. Due to rounding, the total may not be equal to 100%

**REGIONAL ALLOCATION (%)**



Allocations are subject to change. **Source:** BlackRock

**CURRENCY ALLOCATION (%)**



Allocations are subject to change. **Source:** BlackRock

**Contact Us**

For SG: +65 6411 3000 • [www.blackrock.com/sg](http://www.blackrock.com/sg) • [APACService@BlackRock.com](mailto:APACService@BlackRock.com)

**Average Market Cap:** The average market capitalization of a fund's equity portfolio gives you a measure of the size of the companies in which the fund invests. Market capitalization is calculated by multiplying the number of a company's shares outstanding by its price per share.

**Analyst Driven %<sup>i</sup>** is the analyst input into the overall rating assignment, including direct analyst coverage and inheritance of an analyst-rated pillar

**Effective Duration:** Effective duration is a measure of a fund's interest-rate sensitivity. Put simply, the longer a fund's duration, the more sensitive the fund is to shifts in interest rates. So a fund with a duration of 10 years is twice as volatile as a fund with a five-year duration.

**Data Coverage %<sup>ii</sup>** is available input data for rating calculation at the Pillar level

#### IMPORTANT INFORMATION:

\*\* The Morningstar Medalist Rating<sup>TM</sup> is the summary expression of Morningstar's forward-looking analysis of investment strategies using a rating scale of Gold, Silver, Bronze, Neutral, and Negative. The ratings indicate which investments Morningstar believes are likely to outperform a relevant index or peer group average on a risk-adjusted basis over time. Analysts assign three pillar ratings (People, Parent and Process) based on their qualitative assessment, subject to the oversight of the Analyst Rating Committee, and monitor and reevaluate them at least every 14 months. For more detailed information about these ratings and methodology, please go to [global.morningstar.com/managerdisclosures](http://global.morningstar.com/managerdisclosures). The ratings are not statements of fact, nor credit or risk ratings. The rating (i) should not be used as the sole basis in evaluating an investment product, (ii) involves unknown risks which may cause expectations not to occur or to differ from what was expected, (iii) are not guaranteed to be based on complete or accurate assumptions, (iv) involve the risk that the return target will not be met due to unforeseen changes in management, technology, economic development, interest rate development, operating and/or material costs, competitive pressure, supervisory law, exchange and tax rates, and/or changes in political and social conditions, and (v) should not be considered an offer or solicitation to buy or sell the investment product.

Unless otherwise specified, all information as of 19-May-2026.

This advertisement or publication has not been reviewed by the Monetary Authority of Singapore. For distributing share classes, dividends are not guaranteed and may be paid out of capital. Dividend data may not be available on the issue date of this factsheet. Details on distribution may be available on request. Payments on dividends result in a reduction of the NAV per share of the Fund on the ex-dividend date. Actual dividend payout will be subject to the manager's discretion. Fund performance is shown on a NAV to NAV basis on the assumption that all distributions are reinvested, taking into account all charges which would have been payable upon such reinvestment. The Fund may use or invest in financial derivatives. The fund may have exposure to Additional Tier 1 ("AT1") and Tier 2 capital instruments. Such instruments carry specific risks, including the risk of loss of principal. Investors are advised to carefully review the risk disclosures relating to contingent convertible bonds as set out in the fund's prospectus. In Singapore, this material is issued by BlackRock (Singapore) Limited (company registration number: 200010143N). This material is for informational purposes only and does not constitute an offer or solicitation to purchase or sell units in the Fund. Sources: BlackRock and Morningstar. Investment involves risk. Past performance is not necessarily a guide to future performance or returns. The value of investments and the income from them can fluctuate and is not guaranteed. Rates of exchange may cause the value of investments to go up or down. Investors may not get back the amount they invest. Individual stock price/figure does not represent the return of the Fund. BlackRock Global Funds (BGF) is an open-ended investment company established in Luxembourg which is available for sale in certain jurisdictions only. BGF is not available for sale in the U.S. or to U.S. persons. Product information concerning BGF should not be published in the U.S. BGF has appointed BlackRock (Singapore) Limited as its Singapore representative and agent for service of process.

Subscriptions in BGF are valid only if made on the basis of the current Prospectus and the Product Highlights Sheet available on our website [www.blackrock.com/sg](http://www.blackrock.com/sg) and you must read these documents before you invest. Investors may wish to seek advice from a financial adviser before purchasing units of the Fund. In the event that you choose not to seek advice from a financial adviser, you should consider carefully whether the Fund in question is suitable for you. Any past payout yields and payments are not indicative of future payout yields and payments. Distributions (if any) is not guaranteed and might be changed at the discretion of the Directors or Manager. Distribution may be declared out of income and/or capital of the Fund, in accordance with the prospectus. Such distributions may result in an immediate reduction of the net asset value per unit in the Fund. Some funds may generate a material portion of their payout income from financial derivatives. This may expose the funds to a higher degree of risk. These risks are described in the funds' prospectuses.

© 2026 BlackRock, Inc. All Rights reserved. BLACKROCK, BLACKROCK SOLUTIONS, and iSHARES are trademarks of BlackRock, Inc. or its affiliates All other trademarks are those of their respective owners

#### Contact Us

For SG: +65 6411 3000 • [www.blackrock.com/sg](http://www.blackrock.com/sg) • [APACService@BlackRock.com](mailto:APACService@BlackRock.com)