

# BlackRock Emerging Markets Corporate Bond Fund

BlackRock®

A2 U.S. Dollar

April 2026

BlackRock Global Funds

Unless otherwise stated, Performance, Portfolio Breakdowns and Net Asset information as at: 30-Apr-2026.

## INVESTMENT OBJECTIVE

The Emerging Markets Corporate Bond Fund seeks to maximise total return. The Fund invests at least 70% of total assets in fixed income transferable securities issued by companies domiciled in, or exercising the predominant part of their economic activity in, emerging markets. Currency exposure is flexibly managed.

## CUMULATIVE & ANNUALISED PERFORMANCE

	CUMULATIVE (%)					ANNUALISED (% p.a.)		
	1m	3m	6m	YTD	1y	3y	5y	S.I.
<b>Fund</b>	2.10	-0.33	1.07	0.33	6.96	6.95	1.37	3.15
<b>Share Class [Max IC Applied]</b>	-3.00	-5.31	-3.98	-4.68	1.61	5.14	0.33	2.75
<b>Benchmark</b>	1.61	0.65	2.13	1.40	8.11	7.86	2.81	4.12

## CALENDAR YEAR PERFORMANCE (%)

	2021	2022	2023	2024	2025
<b>Fund</b>	-2.23	-13.04	6.23	7.33	7.91
<b>Benchmark</b>	0.91	-12.26	9.08	7.63	8.73

The base share class currency is as indicated in the “Key Facts” section. For hedged currency share classes only, the benchmark reflected is in the base currency.

## KEY FACTS

**Asset Class :** Fixed Income

**Benchmark :** JP Morgan CEMBI Broad Diversified Index (USD)

**Fund Inception Date :** 18-Feb-2013

**Share Class Inception Date :** 18-Feb-2013

**Share Class Currency :** USD

**Net Assets (mil) :** 851.79 USD

**Morningstar Category :** Global Emerging Markets Corporate Bond

**ISIN :** LU0843229542

**Bloomberg Ticker :** BEMCA2U

## FEES AND CHARGES\*

**Annual Management Fee :** 1.40%

**Initial Charge :** 5.00%

\*For Fee details, please refer to the Fund Prospectus.

## PORTFOLIO CHARACTERISTICS

**Effective Duration :** 3.65 yrs

**Average Weighted Maturity :** 5.60 yrs

**3 Years Beta :** 1.13

**3 Years Volatility :** 4.44

**5 Years Volatility :** 6.69

**5 Years Beta :** 1.09

**Yield To Maturity :** 6.31%

**Since Inception Volatility :** 6.67

**Number of Holdings :** 167

## PORTFOLIO MANAGERS

Jane Yu

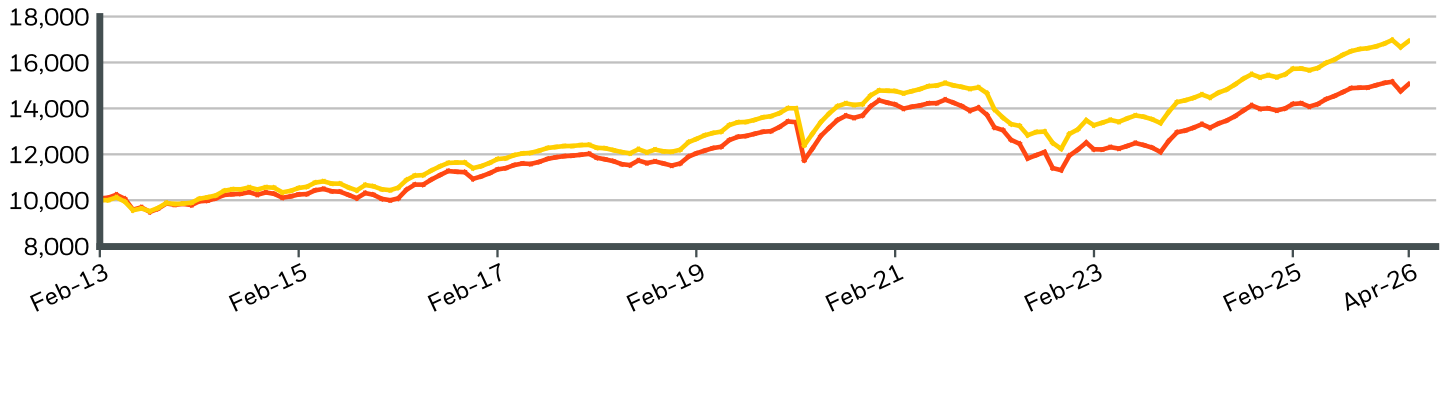
Michel Aubenas

Mark Yu

**BlackRock Emerging Markets Corporate  
Bond Fund  
A2 U.S. Dollar  
BlackRock Global Funds**



**GROWTH OF 10,000 SINCE LAUNCH**



**Fund** BlackRock Emerging Markets Corporate Bond FundA2 U.S. Dollar  
**Benchmark** JP Morgan CEMBI Broad Diversified Index (USD)

**Contact Us**

For SG: +65 6411 3000 • [www.blackrock.com/sg](http://www.blackrock.com/sg) • [APACService@BlackRock.com](mailto:APACService@BlackRock.com)

# BlackRock Emerging Markets Corporate Bond Fund

## A2 U.S. Dollar

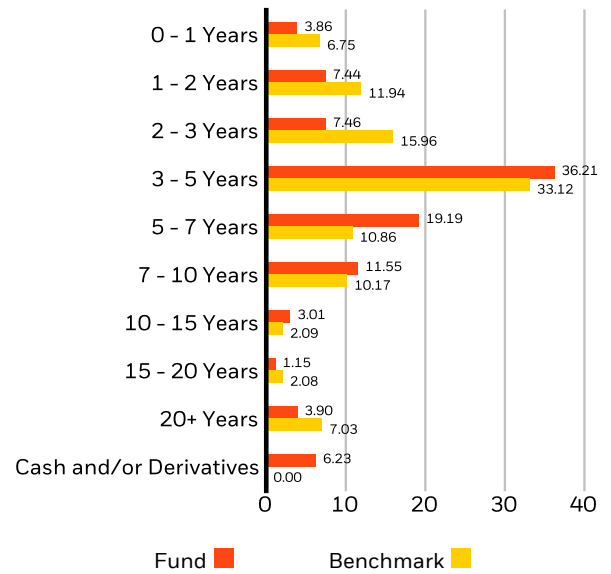
### BlackRock Global Funds



#### Top 10 Holdings

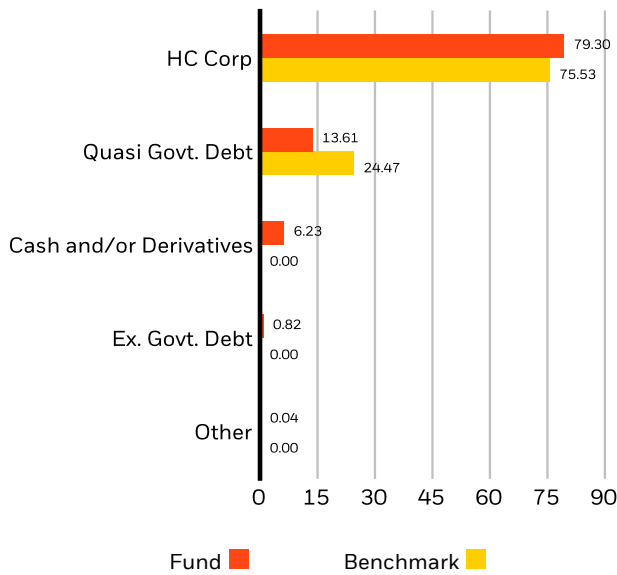
VEON HOLDINGS BV MTN RegS 3.375 11/25/2027	1.25%
STILLWATER MINING COMPANY RegS 4.5 11/16/2029	1.25%
SURA ASSET MANAGEMENT SA RegS 6.35 05/13/2032	1.20%
ANTOFAGASTA PLC RegS 6.25 05/02/2034	1.19%
TAV HAVALIMANLARI HOLDING AS RegS 8.5 12/07/2028	1.18%
BBVA MEXICO SA INSTITUCION DE BANC MTN RegS 7.625 02/11/2035	1.13%
MINERA MEXICO SA DE CV RegS 5.625 02/12/2032	1.12%
AEROPUERTOS DOMINICANOS SIGLO XXI RegS 7 06/30/2034	1.10%
VOLCAN COMPANIA MINERA SAA RegS 8.5 10/28/2032	1.09%
ECOPETROL SA 8.375 01/19/2036	1.07%
<b>Total of Portfolio</b>	<b>11.58%</b>

#### MATURITY BREAKDOWN (%)



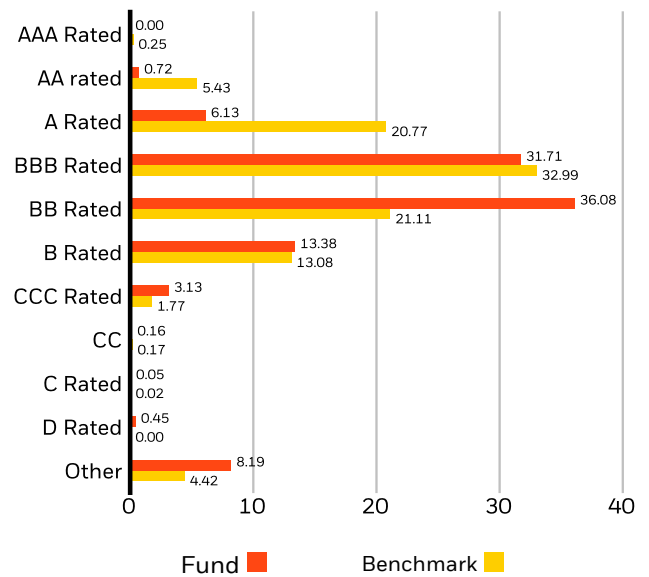
Allocations are subject to change. **Source:** BlackRock

#### SECTOR BREAKDOWN (%)



Negative weightings may result from specific circumstances (including timing differences between trade and settle dates of securities purchased by the funds) and/or the use of certain financial instruments, including derivatives, which may be used to gain or reduce market exposure and/or risk management. Allocations are subject to change. Due to rounding, the total may not be equal to 100%

#### CREDIT RATINGS (%)



Allocations are subject to change. **Source:** BlackRock

#### Contact Us

For SG: +65 6411 3000 • [www.blackrock.com/sg](http://www.blackrock.com/sg) • [APACService@BlackRock.com](mailto:APACService@BlackRock.com)

**IMPORTANT INFORMATION:**

Unless otherwise specified, all information as of 17-May-2026.

This advertisement or publication has not been reviewed by the Monetary Authority of Singapore. For distributing share classes, dividends are not guaranteed and may be paid out of capital. Dividend data may not be available on the issue date of this factsheet. Details on distribution may be available on request. Payments on dividends result in a reduction of the NAV per share of the Fund on the ex-dividend date. Actual dividend payout will be subject to the manager's discretion. Fund performance is shown on a NAV to NAV basis on the assumption that all distributions are reinvested, taking into account all charges which would have been payable upon such reinvestment. The Fund may use or invest in financial derivatives. The fund may have exposure to Additional Tier 1 ("AT1") and Tier 2 capital instruments. Such instruments carry specific risks, including the risk of loss of principal. Investors are advised to carefully review the risk disclosures relating to contingent convertible bonds as set out in the fund's prospectus. In Singapore, this material is issued by BlackRock (Singapore) Limited (company registration number: 200010143N). This material is for informational purposes only and does not constitute an offer or solicitation to purchase or sell units in the Fund. Sources: BlackRock and Morningstar. Investment involves risk. Past performance is not necessarily a guide to future performance or returns. The value of investments and the income from them can fluctuate and is not guaranteed. Rates of exchange may cause the value of investments to go up or down. Investors may not get back the amount they invest. Individual stock price/figure does not represent the return of the Fund. BlackRock Global Funds (BGF) is an open-ended investment company established in Luxembourg which is available for sale in certain jurisdictions only. BGF is not available for sale in the U.S. or to U.S. persons. Product information concerning BGF should not be published in the U.S. BGF has appointed BlackRock (Singapore) Limited as its Singapore representative and agent for service of process.

Subscriptions in BGF are valid only if made on the basis of the current Prospectus and the Product Highlights Sheet available on our website [www.blackrock.com/sg](http://www.blackrock.com/sg) and you must read these documents before you invest. Investors may wish to seek advice from a financial adviser before purchasing units of the Fund. In the event that you choose not to seek advice from a financial adviser, you should consider carefully whether the Fund in question is suitable for you. Any past payout yields and payments are not indicative of future payout yields and payments. Distributions (if any) is not guaranteed and might be changed at the discretion of the Directors or Manager. Distribution may be declared out of income and/or capital of the Fund, in accordance with the prospectus. Such distributions may result in an immediate reduction of the net asset value per unit in the Fund. Some funds may generate a material portion of their payout income from financial derivatives. This may expose the funds to a higher degree of risk. These risks are described in the funds' prospectuses.

© 2026 BlackRock, Inc. All Rights reserved. BLACKROCK, BLACKROCK SOLUTIONS, and iSHARES are trademarks of BlackRock, Inc. or its affiliates All other trademarks are those of their respective owners

**Contact Us**

For SG: +65 6411 3000 • [www.blackrock.com/sg](http://www.blackrock.com/sg) • [APACService@BlackRock.com](mailto:APACService@BlackRock.com)